



Clase 16

Matemática

1° Básico

2021

Profesora: Carola Espinosa

carola.espinosa@colegiocrisol.cl



Objetivos de Aprendizaje

*Emplear números, para contar, identificar, cuantificar y comparar cantidades hasta el 20 e indicar orden o posición de algún elemento en situaciones cotidianas o juegos. OA 6

Inicio

Recordemos y pensemos....






















¿Qué números hemos visto?

¿Cuántos elementos ves en la imágenes?

Cuenta los elementos

Cuadernillo Matemática

1  Relaciona.


a.			f.	
b.			g.	
c.			h.	
d.			i.	
e.			j.	
				
				
				
				
				
				

DESARROLLO




3  ¿Qué número formaron?

a.



b.



¡Formemos números!


1 




¿Cómo formaré el 5?

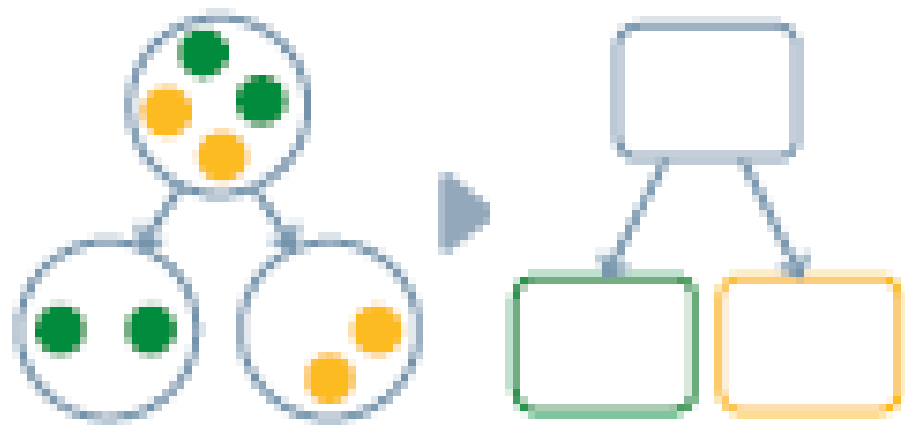
5 es y

Descomponer:

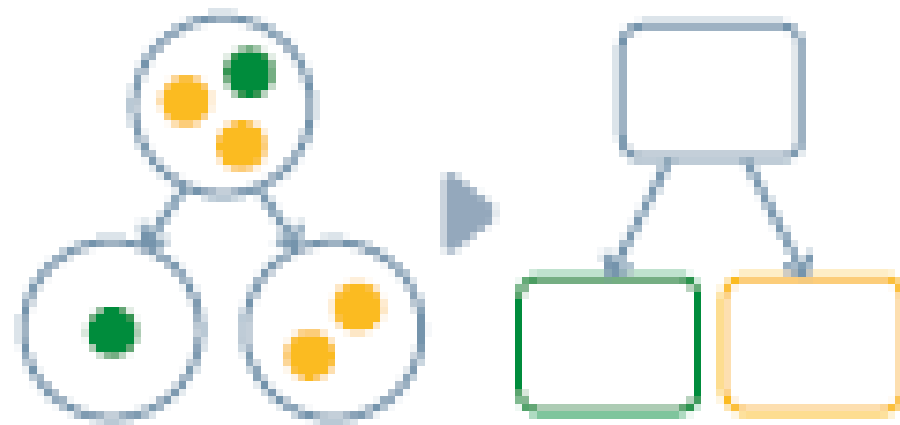


2  **Completa.**

a.



b.





¿Qué número
formé?

y 2 es

Componer:

4 2

6

4  Completa.

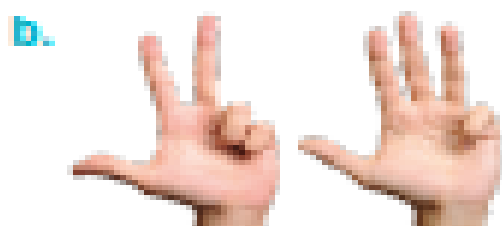

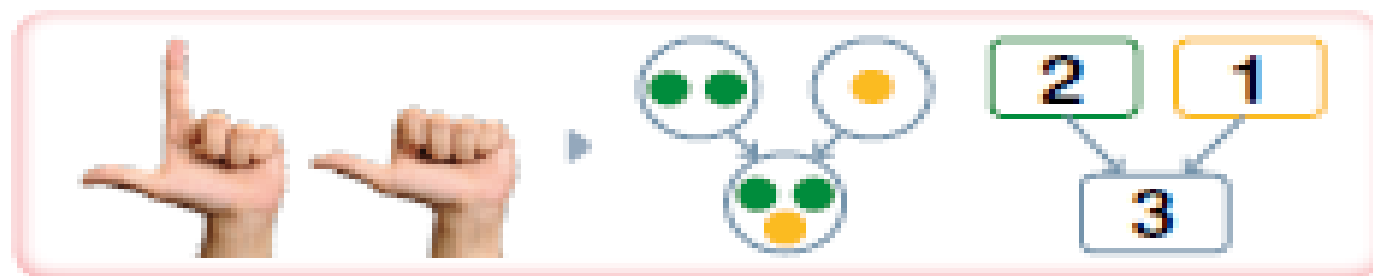
a.




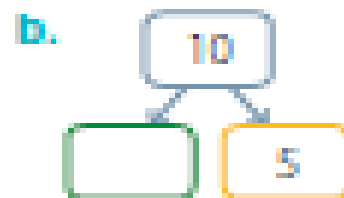
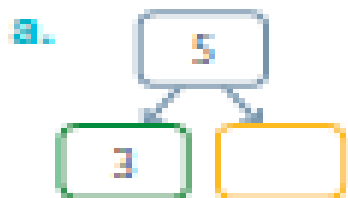
b.



1  **Compón.**



2  **Descompón.**



3



Descubre el error.



2 y 3 es 6



5 y 6 es 10.



7 y 1 es 9.

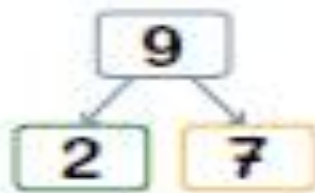
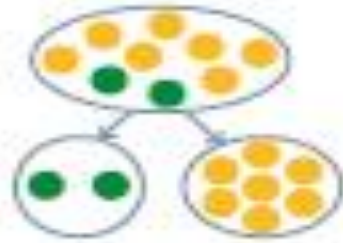


4 y 3 es 8.



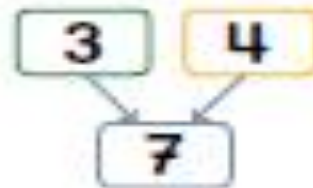
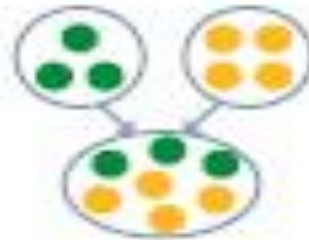
24 de 26

Descomponer




9 es 2 y 7.

Componer

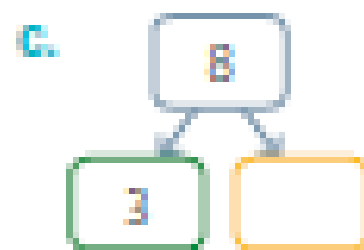
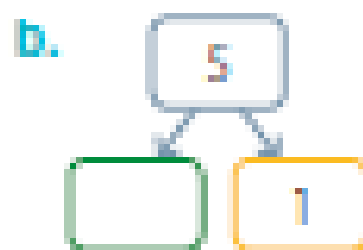
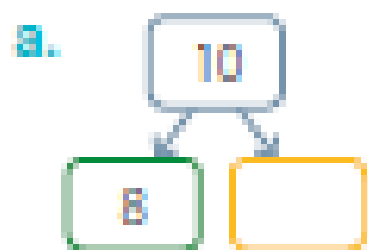


3 y 4 es 7.

1  ¿Qué número se forma?



2  Descompón.



3  ¿Es correcto? Marca ✓ o X.

4 y 3 es 8.


a. 7 es 2 y 5.

b. 5 y 1 es 7.


c. 10 es 6 y 4.




• Elige y explica.



¡Aprendi todo!



Debo ejercitar.









Necesito ayuda.

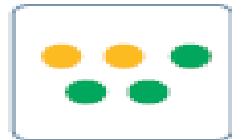







¡Formemos números!

1  Descompón.






a.   






c.   

b.   

d.   


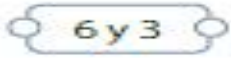

2 


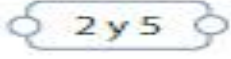

a.    y  es 


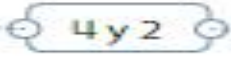

b.    y  es 

Cuadernillo Matemática

3 Relaciona.


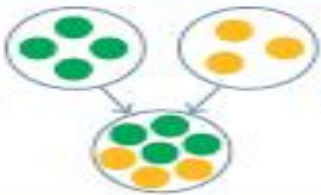
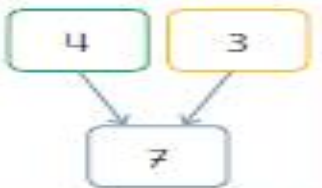
a.   

b.   

c.   

Note: Dotted lines connect (a) to (4 y 2), (b) to (6 y 3), and (c) to (2 y 5).

4 Compón.

a. 

d. 

b. 


e. 

c. 

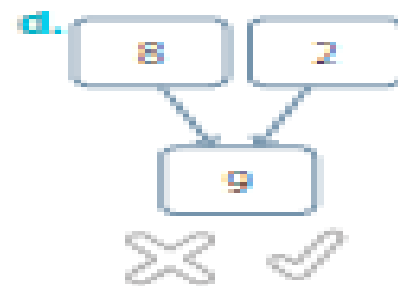
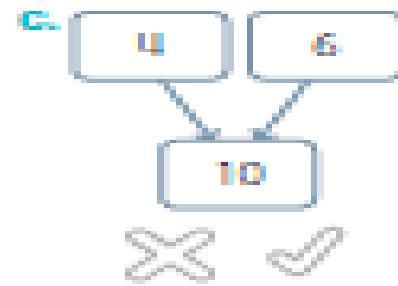
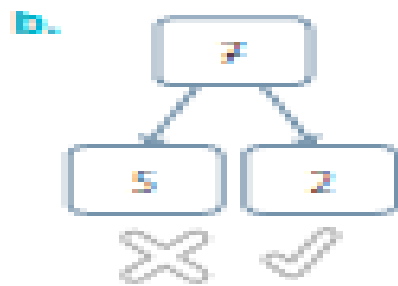
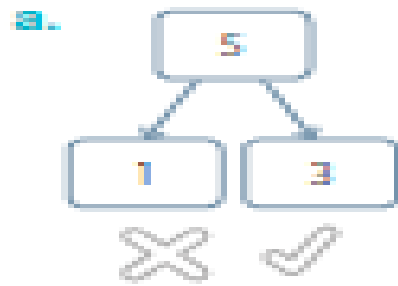
f. 

Cuadernillo Matemática

5 Descompón.

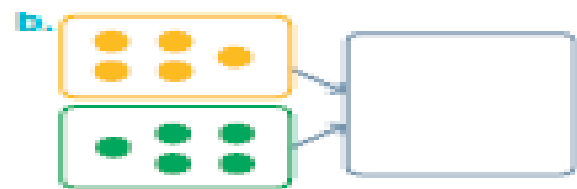
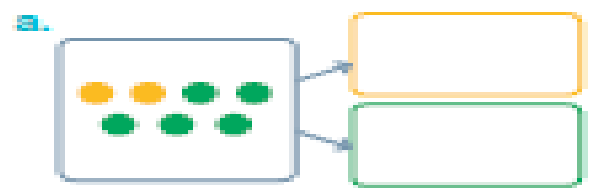


6 ¿Es correcto?

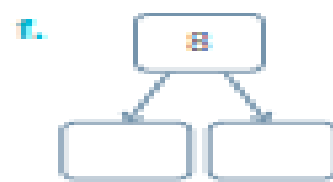
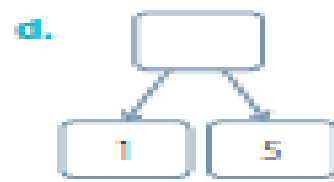
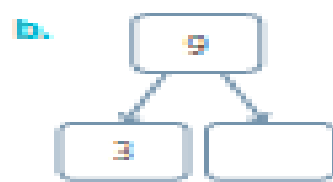
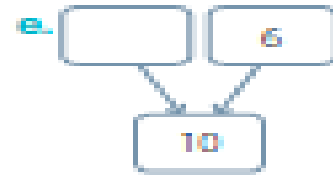
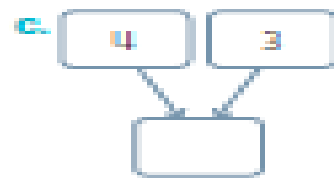



¿Cómo vas?

1 



2 



 **Elige y explica.**

 ¡Todas !

 Algunas .

 Pocas .

CIERRE

*¿Cómo se podían descomponer los números?

¿Les fue difícil poder realizar los ejercicios?

*¿Qué es lo que me falta para seguir mejorando?

DESPEDIDA



EXCELENTE

**NOS VEMOS LA
PROXIMA CLASE**

SALUDOS VIRTUALES